


ULTIMA PRIMARY SCHOOL



FUNDRAISING FOR A BETTER FUTURE

This design a brick fundraiser, has a dual purpose.

1. Beautification of the school grounds
2. A historical record of students who attended Ultima Primary School, their families, and community members who would like to continue to show their support for Ultima Primary School.



DONATION OF \$50 PROVIDES YOU WITH A PERSONALISED ENGRAVED PAVER TO BE PLACED IN THE FRONT GARDEN BESIDE THE SCHOOL NOTICEBOARD, IN RECOGNITION OF YOUR CONTRIBUTION AND SUPPORT.

PLEASE FOLLOW INSTRUCTIONS AND COMPLETE DRAWING ON ATTACHED PAGE TO SUCCESSFULLY GENERATE A QUALITY PAVER DRAWING.

(ORGANISERS – PLEASE ENSURE THIS IS PRINTED ON 2 PAGES – NOT SINGLE SHEET FRONT AND BACK)

OFFER CLOSSES FRIDAY 8TH OCTOBER 2021

CONTACT DETAILS AND PAYMENT OPTIONS :

Name	Phone	Donation Amount
		\$

Payment Options (please circle) : CASH CHEQUE EFT

Cheques to be made out to : Ultima Primary School Council

EFT Payments: BSB 033-665 Account 217897 Account Name Ultima Primary School


Please include your name as Description to enable us to match to your order



INSTRUCTIONS FOR HAND DRAWN PAVERS


Follow these simple **RULES** to produce a quality engraved paver

- Use only a quality **BLACK** marker pen with a tip size **NO LESS THAN 2MM THICK**. Check with test line at the bottom of the page.
- We recommend an **ARTLINE 70** or **SHARPIE** bullet point markers available at most stationery stores or supermarkets.
- **DO NOT USE BALL POINT PENS, PENCILS, CRAYONS OR COLOURED MARKERS.**
- If you are drawing over a pencil sketch, ensure that all pencil marks have been erased.
- Keep drawing and text large and simple. Do not use fine details, as they will not appear on the finished product.
- Do not use digital images. The engraving process has been setup for hand drawn images only.



GOOD DRAWING SAMPLE

- Simple sketch
- Large writing
- Thick Lines



POOR DRAWING SAMPLE

- Digital Drawing
- Used Pen
- Thin lines

DRAW WITHIN THE DOTTED LINE BOX BELOW.

Anything drawn outside the box will NOT be engraved

(ORGANISERS – PLEASE PHOTOCOPY AND SEND ORIGINAL TO DESIGN A BRICK)

NAME (same as form):

